



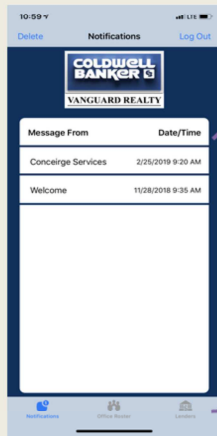
Personal Company App

## CBV Agent App

- Watch for corporate and CS notices
- An alert will pop-up when you have something that you need to approve with CS
- Communicate about your CS orders while on the go
- Ties into VTrack
- Connect with other agents in the company through the Roster
- Check ProWorks Lender Management availability
- Connect with a preferred lender

# CBV Agent App

## Main Screen



Notices and Updates

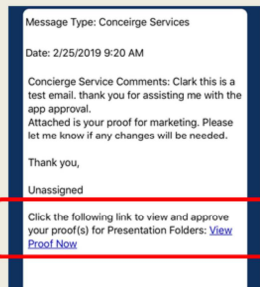
Connections

## Find an Agent



# CBV Agent App

## Concierge Services



## Concierge Services

- Select "View Proof"
- **REVIEW** your materials
- Select the back arrow
- Identify whether you Approve or Disapprove
- Leave any helpful comments
- Click submit

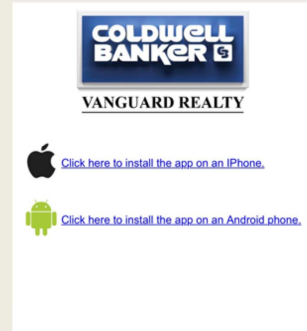
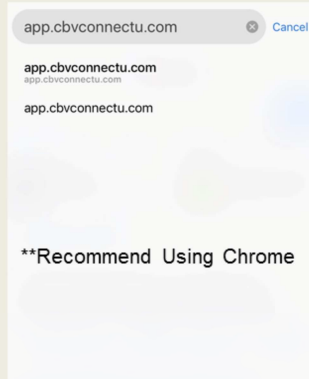


# **Downloading the Agent App**

# Downloading the CBV App – All Phones

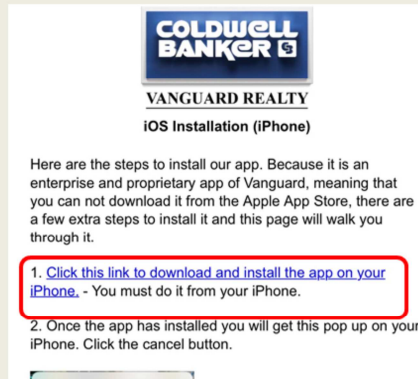
App.CBVConnectU.com

Select Your Device Type



# Downloading the CBV App – iPhone

Click the link to Install App

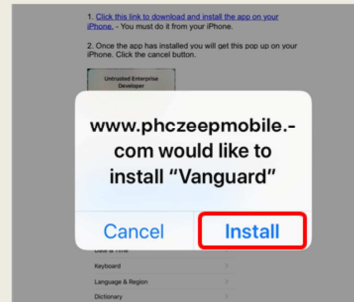


**COLDWELL BANKER**  
**VANGUARD REALTY**  
iOS Installation (iPhone)

Here are the steps to install our app. Because it is an enterprise and proprietary app of Vanguard, meaning that you can not download it from the Apple App Store, there are a few extra steps to install it and this page will walk you through it.

1. [Click this link to download and install the app on your iPhone.](#) - You must do it from your iPhone.
2. Once the app has installed you will get this pop up on your iPhone. Click the cancel button.

Select Your Device Type



1. Click this link to download and install the app on your iPhone. - You must do it from your iPhone.  
2. Once the app has installed you will get this pop up on your iPhone. Click the cancel button.

Uninstall Enterprise  
Application

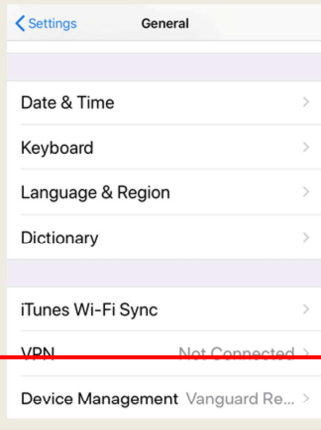
**www.phczeeppmobile.-  
com would like to  
install "Vanguard"**

Cancel **Install**

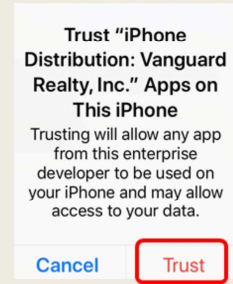
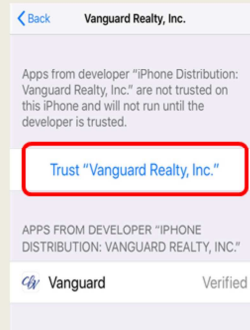
Keyboard  
Language & Region  
Dictionary

# Downloading the CBV App – iPhone

Go to Settings/General



Trust Vanguard Realty



# Downloading the CBV App – iPhone

Go to App On Your Phone

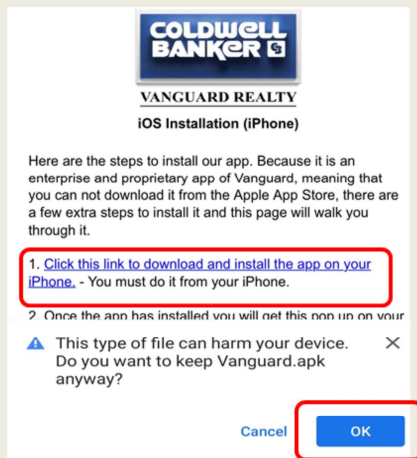


Sign In

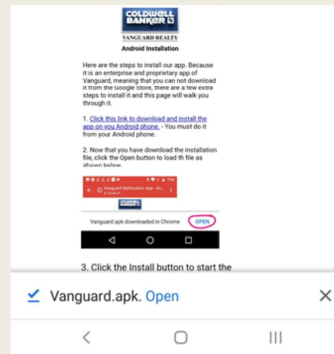
The image shows a sign-in screen for Vanguard Realty. At the top, it features the 'COLDWELL BANKER' logo and the text 'VANGUARD REALTY'. Below this is a red-bordered box containing the instruction 'Enter your Connect U login information below.' Underneath is a 'Username' input field. A prominent notification banner reads 'Allow Notifications !!!'. At the bottom of the form is a 'Submit' button. The footer of the screen says 'Copyright 2019'.

# Downloading the CBV App – Android

## Click on Link and Confirm

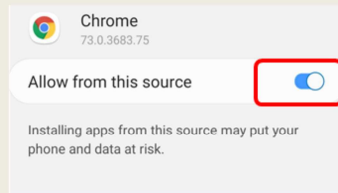
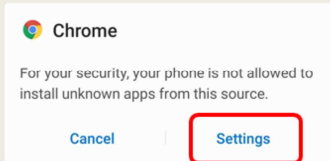


## Open Vanguard App

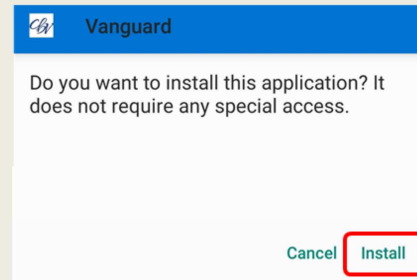


# Downloading the CBV App – Android

## Adjust Settings

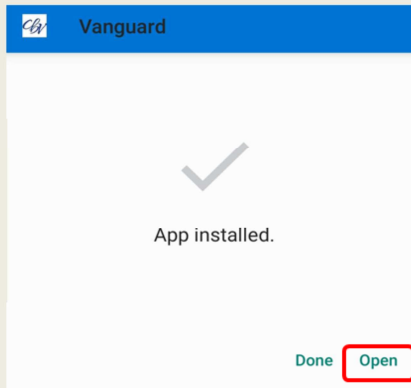


## Confirm Install



# Downloading the CBV App – Android

Open App



Sign In

